



RP-Racks Panel Accessories

"Quality-Focused, Cost-Conscious & On Time-Driven."

About company

Locking systems for control cabinets

RP-Racks offers a comprehensive range of locking technology products—all from a multiple sourcing Links and in-house assembly production, including advanced sealing technology. The company provides a unique variety of configurations and tailored solutions. Exceptional manufacturing expertise and certified ISO 9001 process controls ensure consistently high product quality and standards.

The product program by RP-Racks has a consistently modular structure. No matter whether made of stainless steel, zinc, aluminum, plastic or rubber, the products meet national as well as international standards, e.g. resistance class RC2 and are available up to protection class IP 65 to IP69K as per customers requirement.



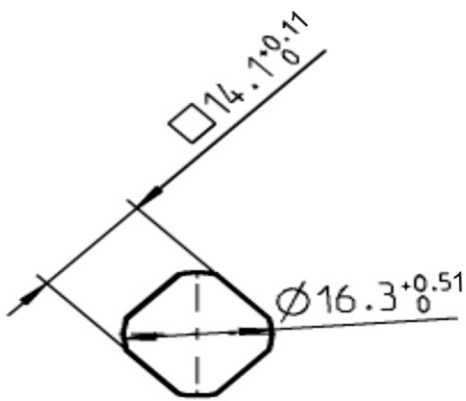
Quarter-Turn Locks

Quarter-turn locks offer versatile functionality across a broad spectrum of applications.

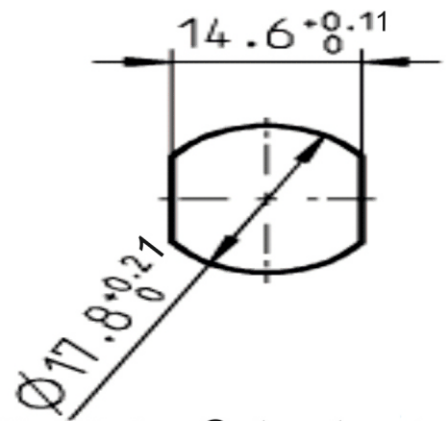
They are available in a variety of materials—including polyamide, stainless steel, and zinc die-cast—to suit specific operational needs.

RP-Racks enhances traditional quarter-turn designs with a range of standard features, such as advanced sealing options, grounding clips, compression mechanisms, and multiple actuation styles including T-handles, L-handles, and wing knobs.

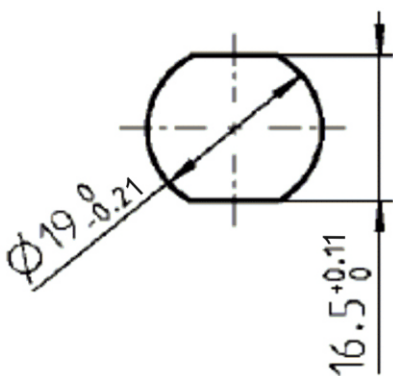
Quarter Turn Locks Cutouts



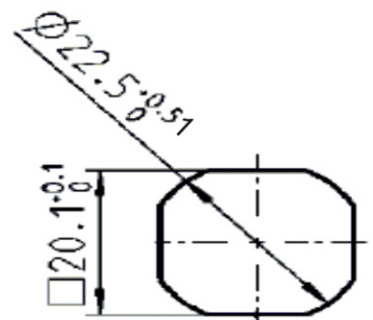
Cut out



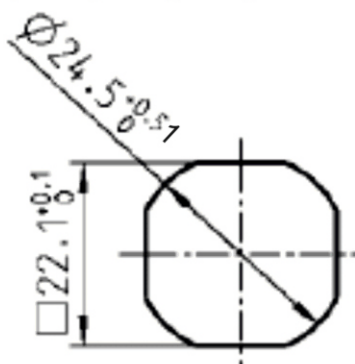
Cut out



Cut out









































Cut out





Cut out

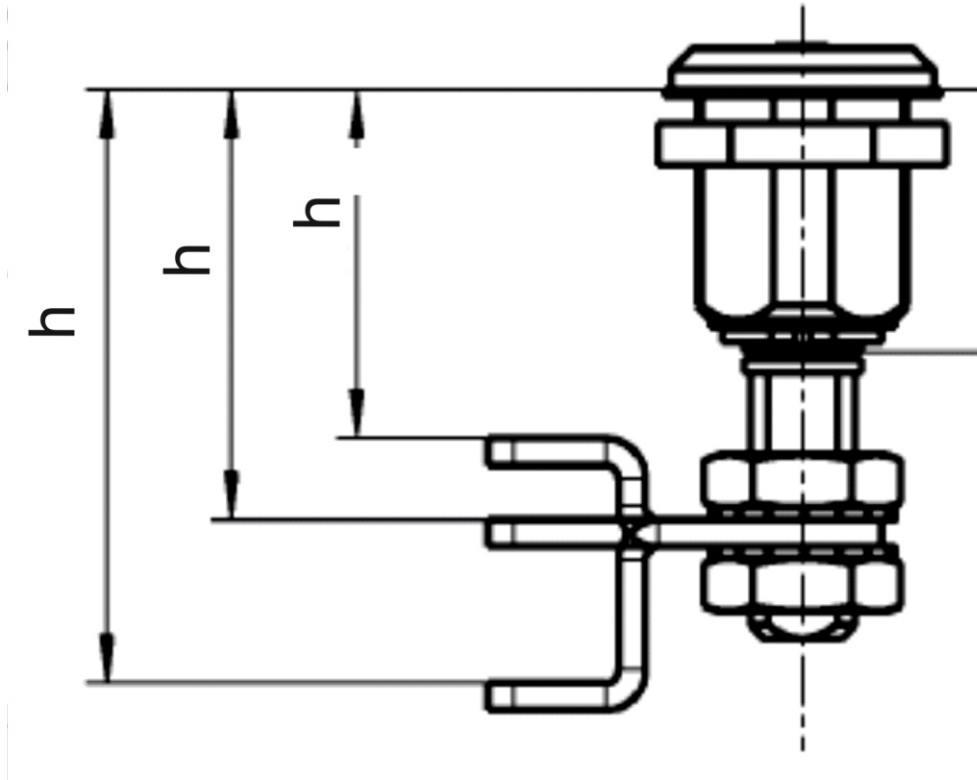
Quarter Turn Inserts

	- Square			- Slot 2.1 x 4	
	- Square Slotted			- 2.1 x 4 Coinproof	
	- Triangular			- Crown Shape	
	- Triangular with Edge Blend			- Dia 13 Half - Round	
	- Double Bit			- FIAT	
	- Hexagon Male			- Railway	
	- Hexagon female			- Hexagon Female with Pin	
	- Square Female			- Dia 8.61 with Slot	
	- Benz			- Tube	
	- Slot 1.21 x 3				

Cams



Cam with Stopper as requested



Cam with Stopper As Requested

h dimensions for gh =

18	22	28	30	31	32	36	39	40	42	43	45	50	60
4	8	14	16	17	18	22	25	26	28	29	31	36	46
6	10	16	18	19	20	24	27	28	30	31	33	38	48
8	12	18	20	21	22	26	29	30	32	33	35	40	50
10	14	20	22	23	24	28	31	32	34	35	37	42	52
13	17	23	25	26	27	31	34	35	37	38	40	45	55
14	18	24	26	27	28	32	35	36	38	39	41	46	56
15	19	25	27	28	29	33	36	37	39	40	42	47	57
16	20	26	28	29	30	34	37	38	40	41	43	48	58
18	22	28	30	31	32	36	39	40	42	43	45	50	60
20	24	30	32	33	34	38	41	42	44	45	47	52	62
22	26	32	34	35	36	40	43	44	46	47	49	54	64
24	28	34	36	37	38	42	45	46	48	49	51	56	66
25	29	35	37	38	39	43	46	47	49	50	52	57	67
26	30	36	38	39	40	44	47	48	50	51	53	58	68
28	32	38	40	41	42	46	49	50	52	53	55	60	70
30	34	40	42	43	44	48	51	52	54	55	57	62	72
32	36	42	44	45	46	50	53	54	56	57	59	64	74
34	38	44	46	46	48	52	55	56	58	59	61	66	76
35	39	45	47	48	49	53	56	57	59	60	62	67	77
36	40	46	48	49	50	54	57	58	60	61	63	68	78
38	42	48	50	51	52	56	59	60	62	63	65	70	80
40	44	50	52	53	54	58	61	62	64	65	67	72	82
42	46	52	54	55	56	60	63	64	66	67	69	74	84
44	48	54	56	57	58	62	65	66	68	69	71	76	86
45	49	55	57	58	59	63	66	67	69	70	72	77	87
47	51	57	59	60	61	65	68	69	71	72	74	79	89
50	54	60	62	63	64	68	71	72	74	75	78	82	92

(-) offset



straight version



(+) offset

Hinges

Our extensive selection of hinges is designed to meet virtually any customer requirement. Available in zinc die-cast, polyamide, and stainless steel, these hinges can be customized for a wide range of applications and configurations.

We offer:

- Concealed or visibly mounted hinge options
- Opening angles of 90°, 120°, or 180°
- Hinges for single cabinets or continuous cabinet rows
- Solutions for both surface-mounted and flush-mounted doors
- Specialized variants including concealed hinges, torque hinges, and removable hinges
- Durable stainless steel hinges for demanding environments



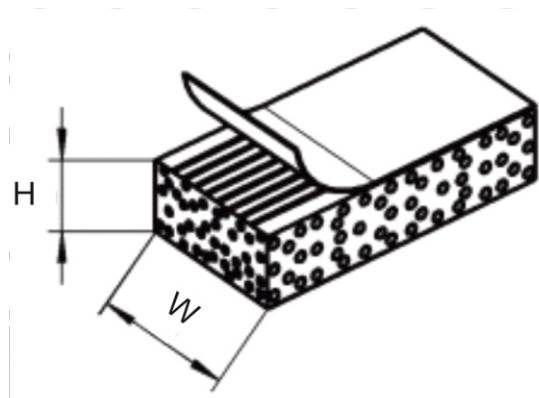
Self-Adhesive EPDM Foam Tape - All Sizes

Self Adhesive EPDM Foam Sheets, we provide high-performance foam solutions designed for sealing, insulation, and noise reduction. Our EPDM foam sheets offer excellent weather resistance, UV protection, and thermal insulation properties for a wide range of industrial, automotive, and commercial applications.



Closed cell sponge rubber as requested black with stretch eliminating self-adhesive backing as per below measurement

- 3 x 10
- 3 x 12
- 3 x 15
- 3 x 20
- 3 x 25
- 4 x 15
- 4 x 25



These items can be delivered from stock.

All others will have a lead time of 2 - 3 weeks.

Special lengths available in 6 to 8 weeks. Minimum quantity on request



Sealing Strip



Hinge



Flat Rod



Quarter Turn Lock



Swing Handle



Rod Guide



Round Rod



Accessories



Rod Latch



RP-Racks Panel Accessories

**Address: #224, 2nd main, 2nd cross, Vidyanagar,
T-Dasarahalli, Bangalore 560057**

+91-9738877769 **info@rpracks.com**